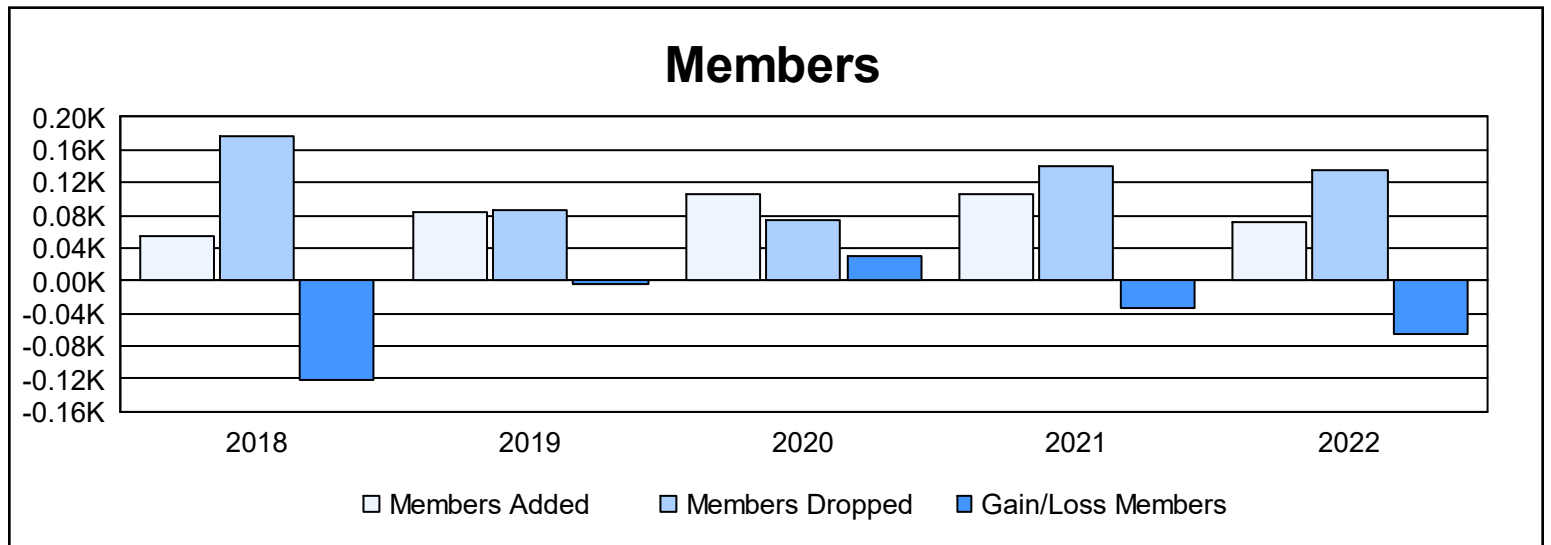
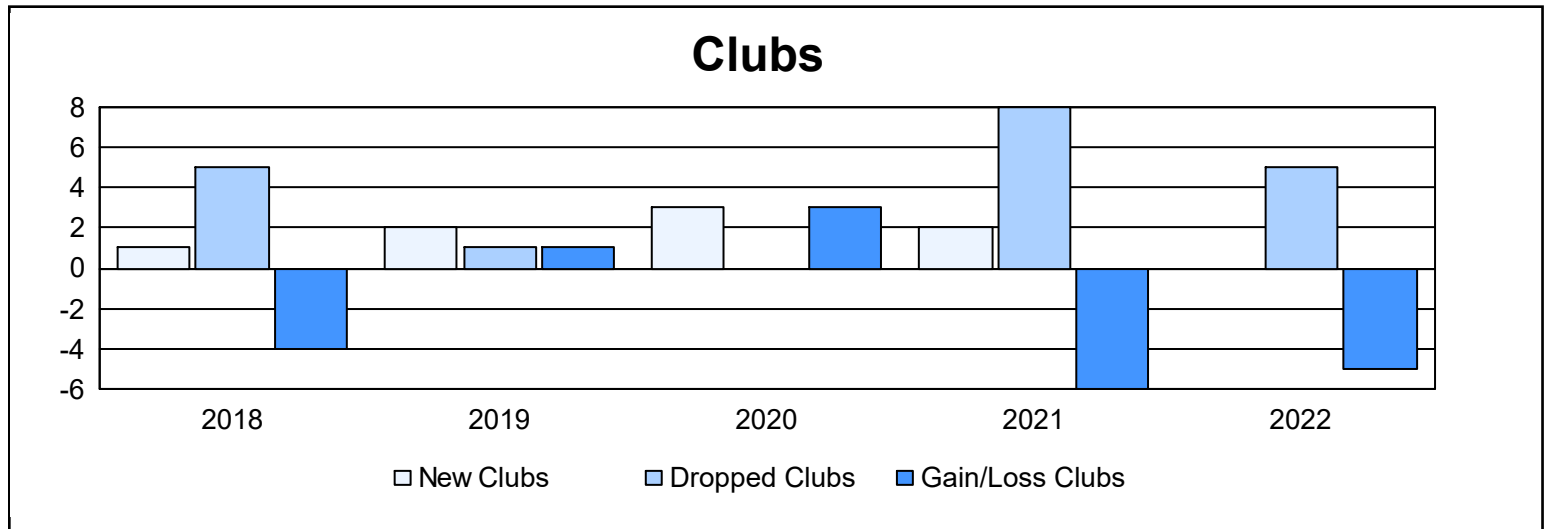
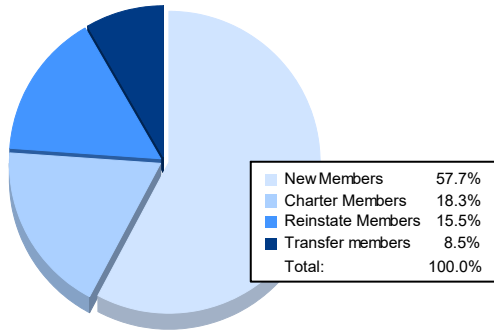


Year	New Clubs	Dropped Clubs	Gain/ Loss Clubs	New Members	Charter Members	Reinstate Members	Transfer Members	Total Member Added	Total Members Dropped	Gain/ Loss Members
2017-2018	1	5	-4	30	21	1	2	54	176	-122
2018-2019	2	1	1	29	51	1	2	83	87	-4
2019-2020	3	0	3	31	69	2	3	105	75	30
2020-2021	2	8	-6	24	69	10	4	107	140	-33
2021-2022	0	5	-5	41	13	11	6	71	136	-65
<b>Average</b>	<b>2</b>	<b>4</b>	<b>-2</b>	<b>31</b>	<b>45</b>	<b>5</b>	<b>3</b>	<b>84</b>	<b>123</b>	<b>-39</b>



### Membership Composition June 2022 Cumulative



### Gender Composition June 2022 Cumulative

